

INDUSTRIAL-GRADE UNDERWATER ROV PLATFORM

Perform Advanced Deep Underwater Work



FIFISH PRO **WE**

350m Intelligent Underwater Inspection And Work Expert

350M INTELLIGENT UNDERWATER INSPECTION AND WORK EXPERT

Stable, Anti Current, Strong Power And Superior Battery Life

FIFISH PRO W6

FIFISH PRO W6 is an industrial-grade underwater ROV platform, depth rating 350 meter, equipped with the new patented 6 Q-motor system, more battery capacity saving, stronger power, more stable fight-current performance. Innovative modular interfaces which enable the rapid replacement of parts or the switching of accessories with different functions and executing various task efficiently and precisely.



FEATURES

350m

Max Depth

4 Knts

Max Speed

-10~40°C

Temp Range

6 Hours

Depend On Different Working Mode

■ Sonar Array System-Distance And Altitude Lock

The Sonar Array system is QYSEA patent algorithm which can realize the distance lock, altitude lock, collision avoidance and contour scanning functions. These innovative functions enhanced the ROV user experience and reduce the complicated operation of ROV. Very useful underwater tools can be used to perform various task in complex underwater environment.



Distance Lock



Altitude Lock



Collision Avoidance

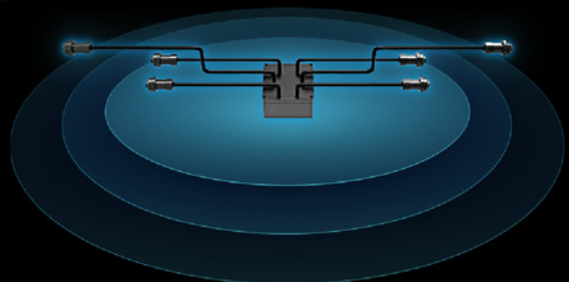


Terrain Scan



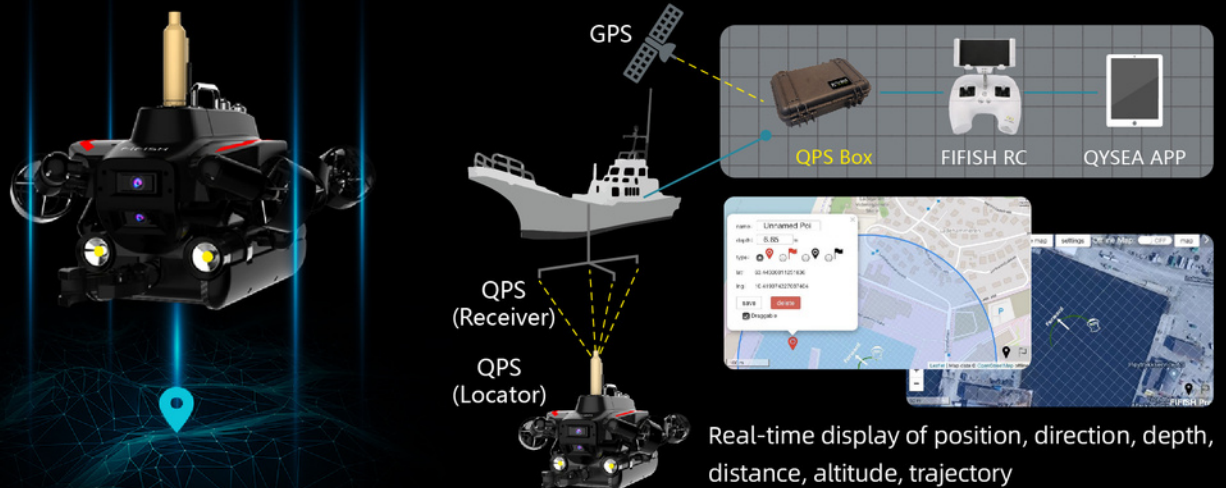
■ 5 Q-Interface For Payload Integrati

W6 is a real ROV platform which can be customized for various industrial specific applications. W6 integrates 5 Q-interfaces for payload integration. It is easier for developers to develop their own dedicated accessory. Due to this design, it realizes the unity control of software and hardware, enrich the functions of underwater operations, and expand the application of underwater robot to the broader field.





■ U-QPS Underwater Quick Positioning System

U-QPS underwater quick positioning system is a Software and Hardware eco-system which can provide the real-time FIFISH ROV location, POI recording, three-dimensional diving path recording, and one-click to return POI. Regardless of the interference of deep sea undercurrents, the path of the machine, the underwater 3D map will be displayed in real time, which is suitable for various long-term underwater detection and observation tasks. QYSEA designed software applications bring the ROV user experience to a new higher level.



■ High Precision Ruler Combination(AR Ruler + Laser Ruler + Compass Ruler)

AR ruler and Laser ruler can realize accurate measurement of underwater objects. In ship inspection scene, it can accurately measure the scale of cracks and hull damage to effectively identify and prevent further damage; combined with compass ruler, it can be clamped for underwater small objects and real-time measurement, the measurement system package realizes a new way of measuring full-range coverage.



■ Imaging Sonar

FIFISH PRO W6 Underwater ROV platform can add-on 2D/3D image sonar to perform the inspection under dark and turbid water environment. W6 Modular design makes it possible to keep the fluid surface performance after add-on accessory. Keeping the highly stable operation efficiently.

■ Station Lock

"Station Lock" algorithm can lock the ROV's position underwater, which can keep the position without drift in the complicated water environment. With it, the W6 can execute the extremely stable required inspection and operations.



■ Innovative Dual 4K Camera System, Dual Camera Work Coordination

W6 4K ultra-high-definition dual camera system provides a wider field of view, realizes the coordination of operation monitoring and motion observation, and provides operators with a complete picture of the surrounding environment. With this system, Comprehensive inspections can be performed; In addition, with FIFISH patented software, It can collect various information and analyze corresponding big data to output work reports.

Dual Camera System

Pixels: 12MP

Video resolution: 4K UHD

Signal Format: PAL and NTSC

Lens: Wide Field-of-View

Vertical FOV: 100°

Horizontal FOV: 166°

ISO: 6400 (max)

Underwater Light: 12,000 Lumens



■ A New Generation Of Q Motor Power System, Fully Upgraded

Using QYSEA Technology's "close loop enhanced stabilization algorithm", adaptively adjust the power curve according to the external interference environment, so that the ROV shooting image is more stable, just like an underwater gimbal. Install metal propeller, industrial quality and durable.



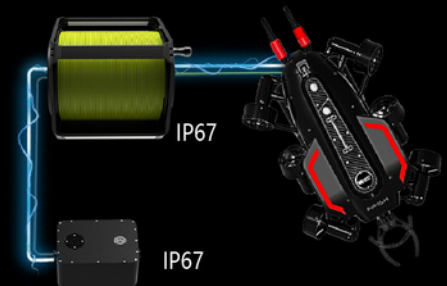
■ Removable Battery Quickly Exchange And Use

Standard 388Wh removable battery which can be replaced at any time can perform long-time underwater operations, and the battery supports quick charging mode, which can be charged 70% in one hour.



■ Onshore Power Supply System

W6 adopts QYSEA patent 6 thrusters system design, miniaturized onshore power supply system to unlimited endurance, unlimited scenes; waterproof, anti leakage, anti electric shock, continuous supply, safe and efficient, worry-free operation.



■ FIFISH PRO W6 Standard Package Contents



Laser Ruler



Robotic Arm With Replaceable Claw



ROV Charger x 2



Remote Controller



Remote Controller Power Adaptor



Hard Case



305m Tether Reel with Hard Case



5 Q-Interfaces for Payload Integration



Communication Tether (3m)

■ Application Scenarios



■ Accessories

4G LTE/5G Remote Operated System

WINDOWS APP

MAC APP

MAC APP

EDGE BOX SERVER

EDGE BOX REMOTE

ONSHORE POWER SUPPLY SYSTEM

305m TETHER AND REEL




4G LTE/5G




4G LTE/5G



100V~240V




305m TETHER AND REEL



EDGE BOX SERVER SIDE

EDGE BOX REMOTE SIDE



FIFISH PRO **WE** Specifications



■ ROV

Dimensions	700mm x 469mm x 297mm
Weight	20kg
Thrusters	6 Thrusters (FIFISH Q-Motor Technology)
Maneuverability	6 Degrees of Freedom
	Movement: left & right, up & down, forward & backward
	Rotation: 360° pitches, 360° rolls, 360° yaws
Posture Lock™	Lock the ±0.1° pitch or roll angle, in any direction
Hovering	Keep the ROV suspending in ± 1 cm
Speed	Maximum 4.0 knots (2 m/s)
Depth Rating	350 Meter
Temperature Range	-10 °C ~ 40 °C
Battery	Dive Time: 6 Hours (Depending on usage scenario)
	Rated Capacity: 388.8Wh
	Charge Voltage: 25.2V, 1.5 Hour Quick Charge
	Li-Ion Panasonic 18650
Sensor	Accelerometer, Gyroscope, Electronic Compass
	Temperature Transducer
	Depth Transducer

■ LED LIGHTS

Brightness	12000 Lumen LED
CCT	5500 K (Correlated Color Temperature)
Beam Angle	120°
Levels	3 Brightness Levels

■ ROBOTIC ARM

Grip	20kgf
Supply Voltage	10~26V
Maximum Current	3A
Maximum grasping diameter	125mm

■ DISTANCE LOCK, ALTITUDE LOCK SONAR SYSTEM

Detection range	0.4 - 7m
Precision	±/-5cm

FIFISH PRO W6 Web Page: <https://www.qysea.com>

※Product specifications & accessories are subject to change without notice.

■ CAMERA

Sensor	1/2.3" SONY CMOS
Pixels	12MP
ISO Range	100-6400 In Auto / Manual
Lens	Field of View: 166°
	Aperture: f/2.5
	Minimum Focusing Distance: 0.4 m
Shutter Speed	5~1/5000 Second
Burst Shooting	3 / 5 / 10 / 15 Frames
White Balance	2500K-8000K
Exposure Comp.	- 3.0 EV ~ + 3.0 EV
Photo Resolution	4:3: 4000 x 3000
Photo Format	JPEG, RAW in DNG
Video Resolution	4K UHD: 25/30 fps
	720P HD: 25/30/50/60/100/120/200/240 fps
Video Format	MPEG4- AVC/H.264, HEVC/H.265
Stabilization	EIS (Electronic Image Stabilization)
Colour Encoding	NTSC & PAL
Internal Storage	128GB*2 standard, support up to 512GB

■ CONTROLLER

Wireless	5GHz WiFi, 11a, n, ac
Battery Life	Up to 4 hours
SD Card Support	MicroSD Card FAT32 & EXFAT Format (to 128GB)
HDMI Output	QYSEA HDMI Output Box

■ CHARGER

ROV	Input: 100-240 V, 50/60 Hz, 3A MAX
	Output: 25.2V = 6A
RC	Input: 100-240 V, 50/60 Hz, 0.5A MAX
	Output: 5V = 3A

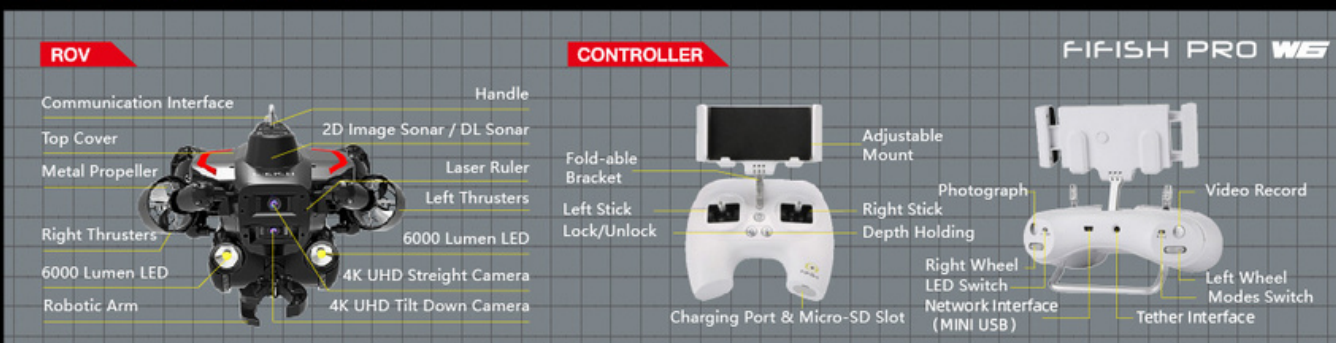
■ LASER RULER

Laser Tube Type	Spot Laser
Wavelength	650nm (Red)
Scale Length	10cm

■ TETHER

Length	305m standard
Breaking Force	150kgf
Tether Diameter	6.0mm

■ COMPONENT BREAKDOWN



UK & IRELAND DISTRIBUTOR

mantsbrite
marine electronics

TEL: 01621 853003
sales@mantsbrite.com
www.fifish.co.uk

